



READY TO USE
DO IT YOURSELF
ECOLOGICAL PAINTS

 **TOPMATT**


 **SUPERMATT**

 **WALLSATIN**

DECO PAINT

OIKOS

the ecological professional paint



ECO-FRIENDLY PAINTS
FOR PROFESSIONAL USE

 **TOPMATT**

 **SUPERMATT**

 **WALLSATIN**

NO NEED
TO DILUTE



DECO PAINT

OIKOS

the ecological professional paint



READY TO USE
DO IT YOURSELF
ECOLOGICAL PAINTS

 **TOPMATT**

 **SUPERMATT**

 **WALLSATIN**

DECO PAINT

OIKOS

the ecological professional paint

TECHNICAL CHARACTERISTICS

Topmatt, Supermatt and Wallsatin eco paints are **ready to use**, avoiding dilution errors and optimising working times. **Environmentally friendly and formaldehyde** and harmful substance **free** for residential wellbeing.



TOPMATT

- **breathable, good coverage, easy to apply**
- top class filling capacity, concealing any application defects
- opaque, even finish
- available in 116 pastel colours



SUPERMATT

- **ultra-washable, good coverage, easy to apply**
- ideal for wall surfaces requiring a wear-and-tear-resistant finish
- breathable
- smooth opaque effect
- available in 720 colours



WALLSATIN

- **stain resistant, covering, easy to apply**
- stain removal friendly and durable, it makes light work of cleaning and stain removal
- it is therefore ideal for heavy use areas requiring a durable product.
- smooth satin effect
- available in 720 colours

MINIGUIDE TO SPRAY APPLICATION

1) Prepare the working area

Protect floors, doors, windows and objects with plastic or cloth sheets. Take off or cover up sockets and switches with tape. Before you begin painting, prep the walls, clean surfaces and remove any flaking paint, dirt or dust.



2) Prepare the paint

Shake the paint thoroughly before opening.

The paint does not need to be diluted but you can add up to 5% potable water to make application easier. Pour the paint into the tank on the back of the spray gun. You can adjust the quantities of air generated, product quantities and the width of the spray to regulate precision. Regulation depends on the type of spray gun you are using. Do a spray test on paper/ cardboard.



3) Start painting

Spray at a distance of around 25-30 cm from the wall, holding





the gun at a 90 degree angle. Paint one square meter at a time. Start at the top and move down.

4) Clean the spray gun

Immediately after use, wash and rinse



the tank and gun thoroughly to remove any paint residues.



Watch the technique video

For detailed info scan the QR code.



BENEFITS



- ✓ Quick, simple and cheap
- ✓ Considerable time, effort and material savings
- ✓ Attractive results
- ✓ Application uniformity
- ✓ Joint problems avoided
- ✓ Ideal for walls and ceilings, both large spaces and small rooms
- ✓ Easier to apply in difficult to reach spaces such as corners
- ✓ No smoke and overspray


Roller and brush painting

These professional eco paints are also easy to use with rollers and brushes, guaranteeing attractive results.

What you need

For spray painting you need the following:

- **pittura ecologica**
Topmatt or Supermatt or Wallsatin eco paints (depending on needs);
- **spray gun;**
- plastic or fabric **protective sheets;**
- **paper tape** to stick on protection sheets and tape up the edges of surfaces bordering the painting area;
- **personal clothing** (overalls, gloves).



OIKOS S.P.A. a socio unico
Via Cherubini, 2
47043 Gatteo Mare (FC)
Italia
+39 0547 681412
International
+39 0547 681460
info@oikos-group.it
www.oikos-group.it

M A D E I N I T A L Y



DECO PAINT
OIKOS
the ecological professional paint



ECO-FRIENDLY PAINTS
FOR PROFESSIONAL USE

 **TOPMATT**

 **SUPERMATT**

 **WALLSATIN**



**NO NEED
TO DILUTE**



DECO PAINT

OIKOS

the ecological professional paint

DECO PAINT

The professional eco-paint

A range of paints and decorative effects for interior surfaces and walls which is both environmentally friendly and based on constant research, expertise and craftsmanship ensuring wellbeing and health for both people and the environment. An innovative, up-to-date concept providing an opportunity to compare application ideas and

techniques, learn new decorative solutions to improve spaces of any sort, stimulate your creativity and offer inspiration for new interior design projects. Since 1984 Deco Paints has been engaged in a constant search for new interior solutions on the basis of its partnership with decorators, sector professionals and retailers.



Technical characteristics



TOPMATT

Breathable, good coverage, easy to apply

Its excellent filling capacity makes it easy to apply, helping to hide any flaws in application and

touch-ups thanks to an even, matt finish. Available in 116 shades starting with white.

SUPERMATT

Ultra-washable, good coverage, easy to apply

Ensures optimal coverage and washability and a high white point, making for a popular and

contemporary smooth opaque effect. Available in 720 shades.

WALLSATIN

Stain resistant, covering, easy to apply

Stain removal friendly and durable, it makes light work of cleaning and stain removal. It

is therefore ideal for heavy use areas requiring a durable product. Available in 720 shades.



Miniguide to spray application

Spray application is ideal on **large spaces** but also in **normal living spaces**. New technologies give us modern machinery for paint atomisation, considerably reducing application times without the risk of overspray (smoke) and specific prepping work.

Preparation. Paint should be kept at a suitable temperature to stop it getting too cold or too hot, mixed thoroughly and diluted in accordance with spray gun producer specifications. Professional eco-paints such as Topmatt, Supermatt and Wallsatin are ready to apply right away thanks to Deco Paint by Oikos - The eco-paint research.

Filtering. It is always best to filter products prior to spraying to remove lumps or dry paint particles

which might block filters.

Spray gun regulation.

Regulate your spray gun in accordance with producer instructions by product type. Choose the type of nozzle best suited to the type of application. Test it on a panel or hidden wall section to check that all parameters are properly regulated.

Application. The spray gun should be kept 25-30 cm away from the wall and always perpendicular to it. Start by profiling the corners and windows and doors, using specific accessories. The protection level required is no greater than paint rollers or sprayers. Greater precision can be obtained with a precision nozzle. Choice of application technique depends on painter skill.



Blur effect application.

Start spraying when your arm is already moving and end before your arm movement is complete, to avoid overpainting. Do the same with the return movement, being careful to overlap 30-50%.

Continuous application.

Start spraying when the gun is already moving and before your arm movement is complete tilt the gun outwards slightly before returning, with a rapid wrist movement, and an overlap of 30-50%.

In two coats. Two coats are generally required for a uniform result. Depending on your personal preferences you can do two vertical or two horizontal coats or criss-cross them. You are advised to pay special attention to nozzle position.

In one coat. An even result and good coverage can be obtained with a single coat in ideal conditions or if you have used a suitable primer, such as a pigmented primer.

Cleaning. When you have finished, clean your spray gun carefully to avoid future problems.

The benefits of spray painting:

- ✓ rapid application
- ✓ single coat results optimisation
- ✓ joint problems avoided
- ✓ avoids overspray (smoke)
- ✓ top class attractive results
- ✓ application uniformity
- ✓ time, workforce and material savings

**Spray application is ideal:**

- ✓ for walls, ceilings and corner profiling
- ✓ in both large spaces and small rooms

Technical aspects of spray painting:

Watch the technique video

For detailed info scan the QR code.



TOPMATT

SUPERMATT

WALLSATIN



PROFESSIONAL SPRAY PAINTING APPLICATION METHODS

Application methods	TOPMATT			SUPERMATT			WALLSATIN		
Spray gun type	Gun XVLP	Pompa Airless	Minirigo Pro	Gun XVLP	Pompa Airless	Minirigo Pro	Gun XVLP	Pompa Airless	Minirigo Pro
Spray gun brand	TITAN	TITAN	Rigo	TITAN	TITAN	Rigo	TITAN	TITAN	Rigo
Spray gun model	Focus 700 Multifinish	COMPACT 190		Focus 700 Multifinish	COMPACT 190		Focus 700 Multifinish	COMPACT 190	
Dilution	Max 5%	Max 5%	Max 5%	Max 5%	Max 5%	Max 5%	Max 5%	Max 5%	Max 5%
Yield	3,5-5 mq finished job	3,5-5 mq finished job	3,5-5 mq finished job	4-7 mq finished job	4-7 mq finished job	4-7 mq finished job	5-8 mq finished job	5-8 mq finished job	5-8 mq finished job
Nozzle diameter	in dotazione	HEA 413-415 0,013-0,015 Pollici	1,7-2	supplied	HEA 413-415 0,013-0,015 Pollici	1,7-2	supplied	HEA 413-415 0,013-0,015 Pollici	1,7-2
Nozzle pressure		120 - 140 ATM	/	/	120 - 140 ATM	/	/	120 - 140 ATM	/




TRADITIONAL SPRAY PAINTING

Application methods	Roller	Brush	/	Roller	Brush	/	Roller	Brush	/
Dilution	Max 5%	Max 5%	/	Max 5%	Max 5%	/	Max 5%	Max 5%	/
Yield	3,5-5 mq finished job	3,5-5 mq finished job	/	4-7 mq finished job	4-7 mq finished job	/	5-8 mq finished job	5-8 mq finished job	/

Eco-friendly paints for professional use

Professional eco Deco Paints Topmatt, Supermatt and Wallsatin were designed to give a helping hand to professional painters and decorators as a ready-to-use paint not requiring dilution, preventing dilution errors and making for user-friendly, time-saving and top class results. As environmentally friendly paints, free of formaldehyde and harmful

substances, the places it is used in can be lived in right away, ensuring residential wellbeing. Its excellent coverage makes for optimal results in ideal conditions, including with a single coat together with an appropriate pigmented primer. It guarantees optimal breathability and effects up to even the most exacting standards.





OIKOS S.P.A. a socio unico
Via Cherubini, 2
47043 Gatteo Mare (FC)
Italia
+39 0547 681412
International
+39 0547 681460
info@oikos-group.it
www.oikos-group.it

M A D E I N I T A L Y



DECO PAINT
OIKOS
the ecological professional paint